



ART AWARD 2025

Why do we do the Art Award?

Nick McKerney, who was a governor of this school, left us this legacy.



Judging and Rewards

The judging groups have been split per phase:

- EYFS – Nursery & Reception
- KS1 – Year 1 & Year 2
- LKS2 – Year 3 & Year 4
- UKS2 – Year 5 & Year 6

The prizes have been awarded as follows:

2 finalists per class (6 per phase – 4 for EYFS) – receive a certificate.

1 runner-up per phase - receives a small prize and a certificate.

1 winner per phase – receives a prize and a certificate.



EYFS

Finalists

Taite & Ihuoma – Nursery

Joshua & Isabella – Reception

Runner-Up

Isadora – Reception

Winner

Gael – Reception

EYFS Finalists Taite and Ihuoma - Nursery



EYFS Finalist
Joshua - Reception



Great 2nd
Self Portrait
Joshua ☺

Joshua



lovely drawing Joshua! ☺

EYFS Finalist Isabella - Reception

Thinking

Why might a person feel closer to God in a special place?
What makes a place special?

Believing

I can create with collage
my own special place.

What a wonderful
special place
Isabella!

She wanted to
use all of the
different paper
that had pictu
on so looks
like they are
either peering
into or out of
the house.



Isabella



Great
portrait
Isabella.



EYFS Runner-Up

Isadora - Reception



Thinking

Why might a person feel closer to God in a special place?
What makes a place special?



Believing

I can create with collage
my own special place.

you have
created a
really lovely
special place
Isadora,
Well done!

EYFS Winner

Gael - Reception



KS1

Finalists

Lucia, Aurora & Monica – Year 1

Aras, Eva & Tia – Year 2


Runner-Up

Lucas – Year 1


Winner

Sanaya – Year 2

KS1 Finalist Lucia – Year 1



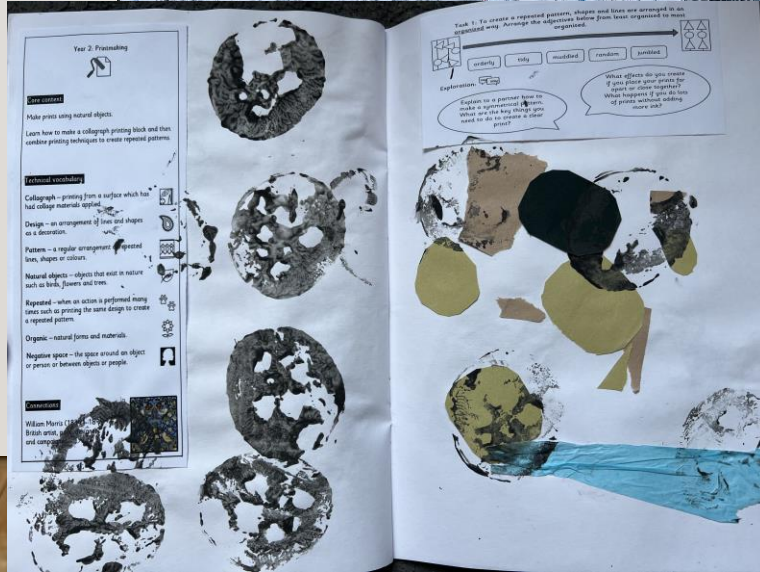
KS1 Finalist Aurora – Year 1





KS1 Finalist
Monica – Year 1






KS1 Finalist Tia – Year 2



KS1 Finalist Eva – Year 2




KS1 Finalist Aras - Year 2





KS1 Runner-Up

Lucas – Year 1



KS1 Winner Sanaya – Year 2



Lower KS2

Finalists

Ryan, Sarah & Poppy – Year 3

Sienna, Phoebe & Adhvika – Year 4

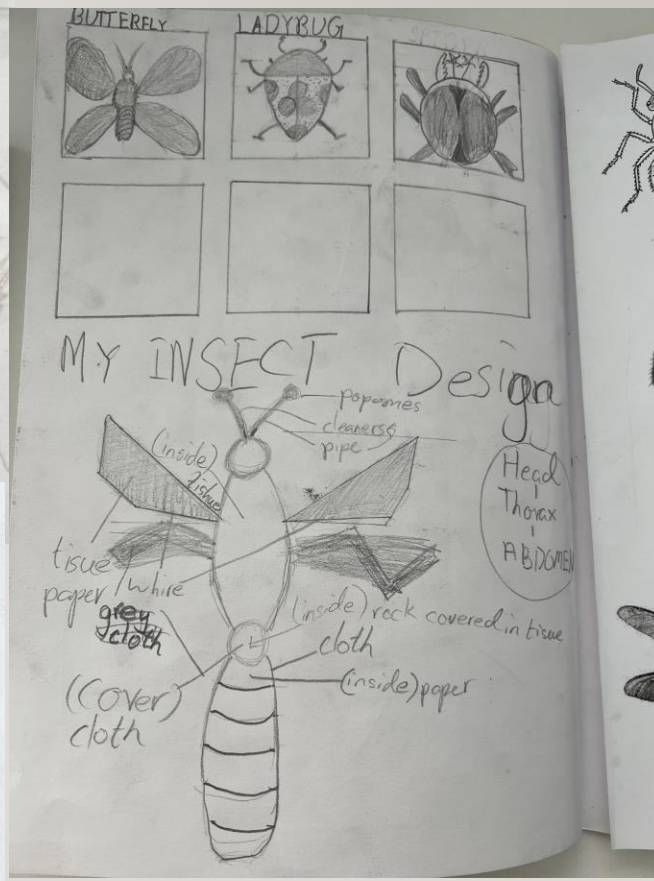
Runner-Up

Sofiya – Year 3



Winner

Joseph – Year 4


LKS2 Finalist
Ryan – Year 3



LKS2 Finalist
Sarah – Year 3




LKS2 Finalist
Poppy – Year 3



My favourite
colour
is purple



Ace makes
me feel
calm



LKS2 Finalist

Sienna – Year 4

Year 4 Drawing

Explain the central focus of all life stories and the negative space around the subject. Use a computer to select a color palette for comparison.

2D: How do you describe a 2D object that has only two dimensions (length and width)?

3D: How do you describe length or appearing to have length, width and depth?

Composition: the arrangement of things in objects in a picture or photograph.

Formal: the shape of something or something.

Monochrome: a picture that can be used to add a single color or object to a scene.

Center line: the main edge of something, the middle of the object or plan.

Negative space: the space around an object or between the objects in a group.

Georgia Morandi (1890-1964)
Italian painter and promoter, specializing in still life.

I make this leaf by printing the leaf with your crayon. Then going over it with paint.


I Like this one because it looks like a real leaf.

I Like this one because the colors work together.

Wax

3D and collage

We used complimentary color card to create an optical illusion



Nasbit

Sienna

Georgia O'Keefe

Focus Artist

O'Keefe!



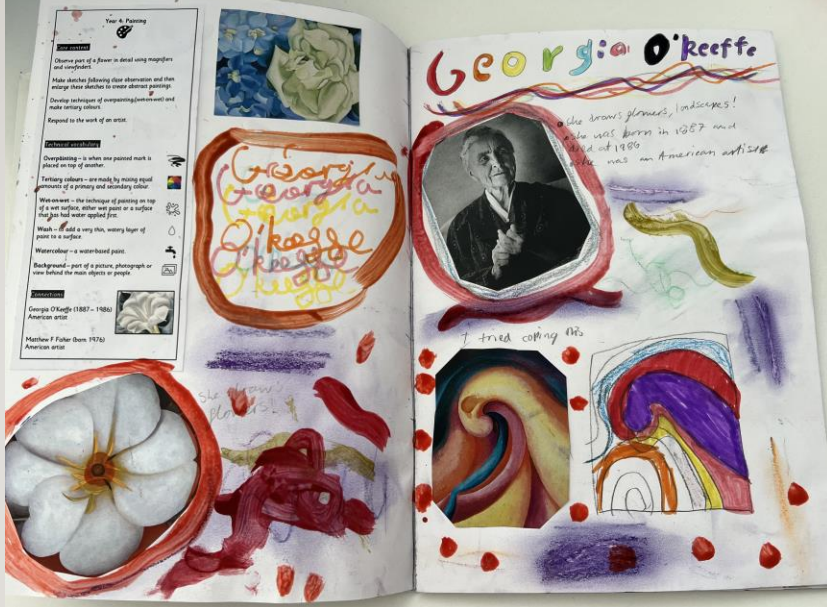
Georgia O'Keefe (1892-1985) Georgia O'Keefe was an American artist well known for being a pioneer of twentieth-century art.

Beautiful





Wow so cool!

Georgia O'Keefe

LKS2 Finalist Phoebe – Year 4



LKS2 Winner Joseph – Year 4



Upper KS2

Finalists

Jack, Ruan & Maya - Year 5

Nathanael, Alice & Adrien – Year 6

Runner-Up

Yan – Year 5

Winner

Joshua – Year 6

UKS2 Finalist Jack – Year 5



Year 5, Textiles and Collage

Take inspiration from natural objects to create made up characters, colour and apply techniques to create work that depicts natural textures.

Take inspiration from natural objects to create made up characters, colour and apply techniques to create work that depicts natural textures.

Textiles – the Latin word meaning to weave, braid or construct

Texture – refers to the sense of touch. If something is tactile, it has a surface that is pleasant to touch.

Assemble – to come together in a single place or bring parts together in a single group

Applique – a decorative surface design technique that adds dimension and texture to the background fabric. It comes from the French word applique (and the Latin approach, meaning to join or attach).

Natural – found in nature and not involving anything made by people.

Fibre – any of the thread-like parts that form plant or artificial material that can be made into cloth.

Connections

Lesley Richmond
Contemporary British
textile artist

*the swirls and lines
they look really good*

*the swirls and lines
they look really good*

*the swirls and lines
they look really good*

*the swirls and lines
they look really good*



Andy Warhol

Andy Warhol is remembered as one of the most important American artists. He helped make pop art important and popular around the world. For the first time, people realized that cartoons, movie stars, and ads which could be...

Pop Art Legend

Flip to see: *Andy Warhol*

Flip to see: *Andy Warhol*

Flip to see: *Andy Warhol*

Flip to see: *Andy Warhol*

he used organic lines

he uses strong lines

lots of bold patterns

very very vibrant and vivid

he also drew enlarged animals

bright vivid colors

he used organic lines

he uses strong lines

lots of bold patterns

very very vibrant and vivid

UKS2 Finalist Maya - Year 6

I put a bridge in the mountains
I like the pink sky because I put most of my time in the green and the sky and it turned out really nice
I did not imagine it like this but I still think I did great

It was so my paintwork but I didn't use
I used a sponge for the mountains
I used a sponge for the mountains
I used a sponge for the mountains



I mean maybe I couldn't blend the green and the water in
I even put people in the water
I love the house that I put a dark chin in here
I did like when I put the bridge and broken acting like the girl did it
I made one of the Oz buildings in there



Time we used at my parents house in the way of paint

we used for the paint my friend I used a brush except for the paper

ANDY WARHOL
1928-1987
AMERICAN ARTIST KNOWN FOR PRINTMAKING, PAINTING, CINEMA AND PHOTOGRAPHY

Warhol liked to paint things that were familiar to everyone
He liked to use bright colors
He liked to use simple shapes
He liked to use everyday objects
He liked to use his own name
He liked to use his own face
He liked to use his own body
He liked to use his own hair
He liked to use his own eyes
He liked to use his own nose
He liked to use his own mouth
He liked to use his own hands
He liked to use his own feet
He liked to use his own legs
He liked to use his own arms
He liked to use his own torso
He liked to use his own back
He liked to use his own neck
He liked to use his own head
He liked to use his own brain
He liked to use his own mind
He liked to use his own soul
He liked to use his own spirit
He liked to use his own heart
He liked to use his own lungs
He liked to use his own stomach
He liked to use his own intestines
He liked to use his own bladder
He liked to use his own rectum
He liked to use his own anus
He liked to use his own penis
He liked to use his own vagina
He liked to use his own uterus
He liked to use his own ovaries
He liked to use his own breasts
He liked to use his own nipples
He liked to use his own areolas
He liked to use his own nipples
He liked to use his own areolas
He liked to use his own nipples
He liked to use his own areolas

Andy began his career as a commercial artist in the 1950s...
He became known as a pop art artist
He liked to use bright colors
He liked to use simple shapes
He liked to use everyday objects
He liked to use his own name
He liked to use his own face
He liked to use his own body
He liked to use his own hair
He liked to use his own eyes
He liked to use his own nose
He liked to use his own mouth
He liked to use his own hands
He liked to use his own feet
He liked to use his own legs
He liked to use his own arms
He liked to use his own torso
He liked to use his own back
He liked to use his own neck
He liked to use his own head
He liked to use his own brain
He liked to use his own mind
He liked to use his own soul
He liked to use his own spirit
He liked to use his own heart
He liked to use his own lungs
He liked to use his own stomach
He liked to use his own intestines
He liked to use his own bladder
He liked to use his own rectum
He liked to use his own anus
He liked to use his own penis
He liked to use his own vagina
He liked to use his own uterus
He liked to use his own ovaries
He liked to use his own breasts
He liked to use his own nipples
He liked to use his own areolas
He liked to use his own nipples
He liked to use his own areolas
He liked to use his own nipples
He liked to use his own areolas


we used for the paint my friend I used a brush except for the paper

we used for the paint my friend I used a brush except for the paper

we used for the paint my friend I used a brush except for the paper

we used for the paint my friend I used a brush except for the paper

UKS2 Finalist Nathanael – Year 6



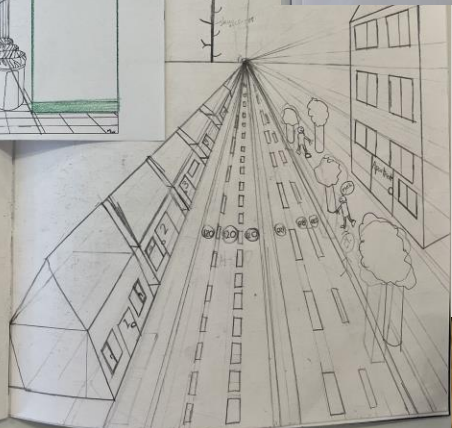

Year 6: Pencilmaking and Textiles

Line control
Create a simple one-point perspective drawing. Use selected parts of a drawing to create a printed image. Use the batik method.





Technical vocabulary
Vanishing point – the point in the distance at which parallel lines appear to meet.
Perspective – the art of creating an effect of depth and distance in a picture.
Illusion – when something seems to exist but in fact does not or seems to be something that it is not.
batik – a method of creating patterns on cloth using hot wax.
Flaming tool – a tool like a pen used in batik.
Resist art – when a substance such as wax is applied to a surface in order to resist paint or dye.

Contextual
Patrick Hughes (Born 1930)
British contemporary artist

With a ruler, use one colour to draw all the lines which belong to face-on surfaces. Next, use a different colour to draw the edges which are travelling towards the vanishing point.






UKS2 Finalist Alice – Year 6



03/06/25

Core Knowledge	Explanation
Knowledge	Knowledge is the information that we have learned from our experiences and studies. It is the foundation of our understanding of the world around us.
Understanding	Understanding is the ability to apply what we have learned to new situations and to explain our thinking.
Proficiency	Definition
Proficiency	Proficiency is the ability to perform a task or skill with skill and confidence.
Application	Application is the ability to use what we have learned in real-world situations.
Transfer	Transfer is the ability to apply what we have learned in one area to a different area.
Reflection	Reflection is the process of thinking about what we have learned and how we can improve our learning.

UKS2 Finalist Adrien – Year 6



UKS2 Winner Joshua – Year 6

